

2

LESSON OBJECTIVES

Learn the common uses of computers.

Know the places where computers are used.

Uses of a Computer

LET'S GET STARTED

Where do you see computer commonly?




Also, write two tasks that can be done using a computer.

Drawing

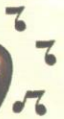

Calculation

USES OF A COMPUTER

A computer is a smart machine which does many things. Let us study some uses of computers.




Listening to Music



Drawing and Colouring





Storing Information



Booking Tickets Online



Solving Sums



Typing Letters



Watching Cartoons and Movies



Playing Games



LET'S REVIEW

Tick (✓) the activities that you can do on a computer and put a cross (X) on which you cannot.



Making breakfast



Reading a book



Sharpening a pencil



Solving sums

FACT LOUNGE

There were no calculators or computers in earlier times. People used abacus to add or subtract numbers.



PLACES WHERE COMPUTERS ARE USED

Today, computers are used everywhere. Nobody can do as much work as a computer does. We can do many things at once on a computer. Let us learn about some places where computers are used.




In School

- To teach and learn
- To maintain students' record

At Home

- To play games and watch movies
- To solve sums




In Offices

- To store official files
- To do office work

In Hospitals

- To do medical tests on patients
- To prepare medical reports




In Shops and Malls

- To make and print bills
- To keep record of goods

In Hotels and Restaurants

- To keep record of guests
- To prepare food bills of customers



In Banks

- To deposit and withdraw money
- To keep details of account holders

EXERCISE

A. Look at the pictures and complete the sentences.

We can watch MOVIE
on a computer.

1



We can listen to MUSIC
on a computer.

2



A computer is good at solving
SUMS.

3



A computer can be used to
play GAAMES.

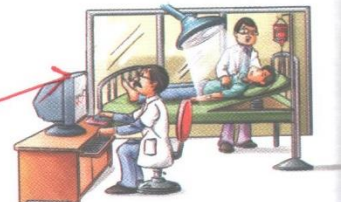

4



B. Match the uses of computers with correct pictures.



- Teaching and Learning ○
- Making Bills ○
- Withdraw Money ○
- Doing Medical Tests ○



C. Tick (✓) the correct option :

1. A computer is used to solve sums at



2. A computer is used to make bills in



3. Doctors prepare medical reports in



D. Answer in one or two words.

1. Name two places where computers are used.

School and Bank

2. What can you do on a computer? calculation.

3. State one use of computer in schools. mak report cards

4. State one use of computer in banks. with draw money.

E. Tick (✓) for the correct statements and cross (X) for the wrong ones.

1. A computer can be used to play games.

2. A computer can be used to draw pictures.

3. A computer cannot be used to solve sums.

4. A computer can be used to listen to music.

5. A computer cannot be used to watch movies.

FUN TIME



- Tick (✓) the activities that can be done on a computer.



Play games



Run



Drink



Draw cartoons

LAB ACTIVITY

Visit the computer lab of your school. Learn how to play games, draw pictures and solve sums on a computer.

PROJECT ZONE

Collect pictures of different places where computers are used from magazines, newspapers and other resources. Prepare a collage using the pictures.

TEACHER'S CORNER

Show the pictures or videos of computers being used at banks, malls, hospitals, etc. to the students. This will help them understand the importance of computers in their daily life.