

1

Computer— A Machine

LESSON OBJECTIVES

Understand what a machine is.

Learn how different machines run.

Learn the use of machines.

Understand the role of computer as a machine.



LET'S GET STARTED

Which of these objects would you use for the given task?
Tick (✓) the correct picture.

TASK
To get
cool air.



MACHINES

Machines are man-made things. They help us to do different kinds of work. We use machines to make our work easier.

Examples of some machines are given below.



A refrigerator is a machine which keeps food items cool and fresh.



A washing machine helps to wash our clothes.

A **bus** is a machine which helps us to move from one place to another.




TYPES OF MACHINES



Bicycle

Such machines run on human power.



Metro train

Such machines run on electricity.



Helicopter



Bus

These machines run on fuel (diesel, petrol or CNG).



It saves our time.

It works very fast.

It can do many things.

It works like the human brain.

It never makes mistakes or gets tired.

Computers are found in different sizes. Some of the common types of computers are :



Laptop



Personal Computer



Tablet



Smartphone

TRICKY TERMS

Machines : Man-made things

Computer : A smart machine

EXERCISE









A. Tick (✓) for the correct statements and cross (X) for the wrong ones.

1. Machines make our work difficult.
2. A computer works like the human brain.
3. Laptop and tablet are common types of computers.

B. Fill in the boxes with the letters.

1. Machines make our work **EASIER**.
2. A **REFRIGERATOR** keeps things cool and fresh.
3. A computer is a **SMART** machine.
4. A computer needs **ELECTRICITY** to work.

C. Match the machines with the things correctly.

| MACHINES | | THINGS | |
|-----------------|---|--|---------------|
| Toaster |  |  | Fruits |
| Washing Machine |  |  | DVD |
| Juicer |  |  | Bread Slices |
| Music System |  |  | Dirty Clothes |

Connections: Toaster to Bread Slices, Washing Machine to Dirty Clothes, Juicer to Fruits, Music System to DVD.



D. Tick (✓) the machines whose job can be done by the computer and cross (X) the remaining ones.



Aeroplane



Calculator




Mixer Grinder



Typewriter


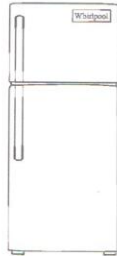
E. Little boy is carrying a bag. Colour the stones that have the same letters as seen on the bag.



FUN TIME



- Colour the correct option.
 - Which machine is used to carry school children?



- Which computer cannot be carried everywhere?



LAB ACTIVITY

Visit the computer lab of your school. Now, switch on your computer system with the help of your teacher. Write any two points to prove that computer is a smart machine.

1. COMPUTER RUNS ON ELECTRICITY.
2. IT WORKS LIKE HUMAN BRAIN.

TEACHER'S CORNER

Familiarise the children with the machines in their environment. Divide the class into groups and ask each group to discuss about a few machines.